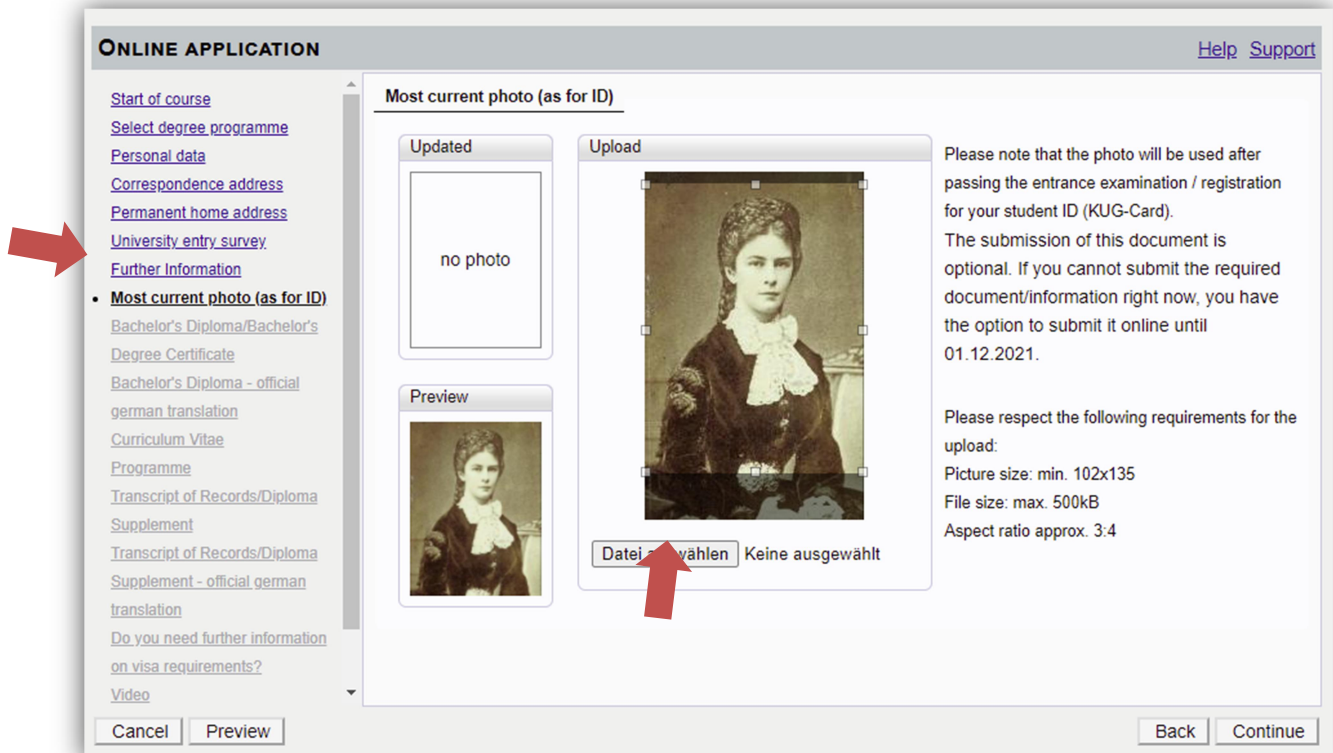


Photo upload for student card in KUGonline

Info for new students:

New students can already upload the photo for the student card during **pre-registration / application** in KUGonline:



ONLINE APPLICATION [Help](#) [Support](#)


- [Start of course](#)
- [Select degree programme](#)
- [Personal data](#)
- [Correspondence address](#)
- [Permanent home address](#)
- [University entry survey](#)
- [Further Information](#)
- **Most current photo (as for ID)**
 - [Bachelor's Diploma/Bachelor's Degree Certificate](#)
 - [Bachelor's Diploma - official german translation](#)
 - [Curriculum Vitae](#)
 - [Programme](#)
 - [Transcript of Records/Diploma Supplement](#)
 - [Transcript of Records/Diploma Supplement - official german translation](#)
 - [Do you need further information on visa requirements?](#)
 - [Video](#)

Most current photo (as for ID)

Updated

no photo

Upload




Datei auswählen Keine ausgewählt

Please note that the photo will be used after passing the entrance examination / registration for your student ID (KUG-Card). The submission of this document is optional. If you cannot submit the required document/information right now, you have the option to submit it online until 01.12.2021.

Please respect the following requirements for the upload:
 Picture size: min. 102x135
 File size: max. 500kB
 Aspect ratio approx. 3:4

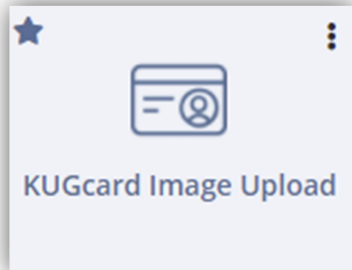
Preview



Cancel Preview
Back Continue

Instructions for students:

1. You can find the application "**KUGcard Image Upload**" in KUGonline, where you can upload the photo for your student card.



2. Click on "**Datei auswählen**" and select a photo that you have saved on a drive.
3. If you want to use the photo for your student card, click "**Continue**". If you are not satisfied with this photo, click on "**Back**" and select another photo.