

How do students get access to KUGonline?

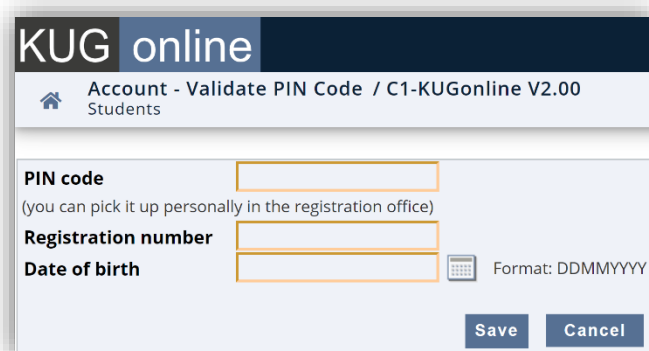
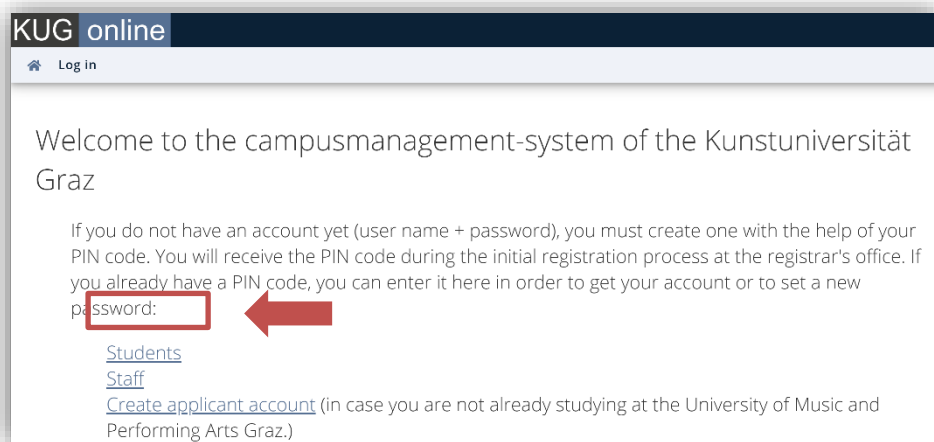
KUGonline account:

You need a KUGonline account. This account is a combination of username + password. You can choose the password yourself. The username is always constructed as follows:

s12345678 → username
 s ... student 12345678 ... registration number

Apply PIN Code:

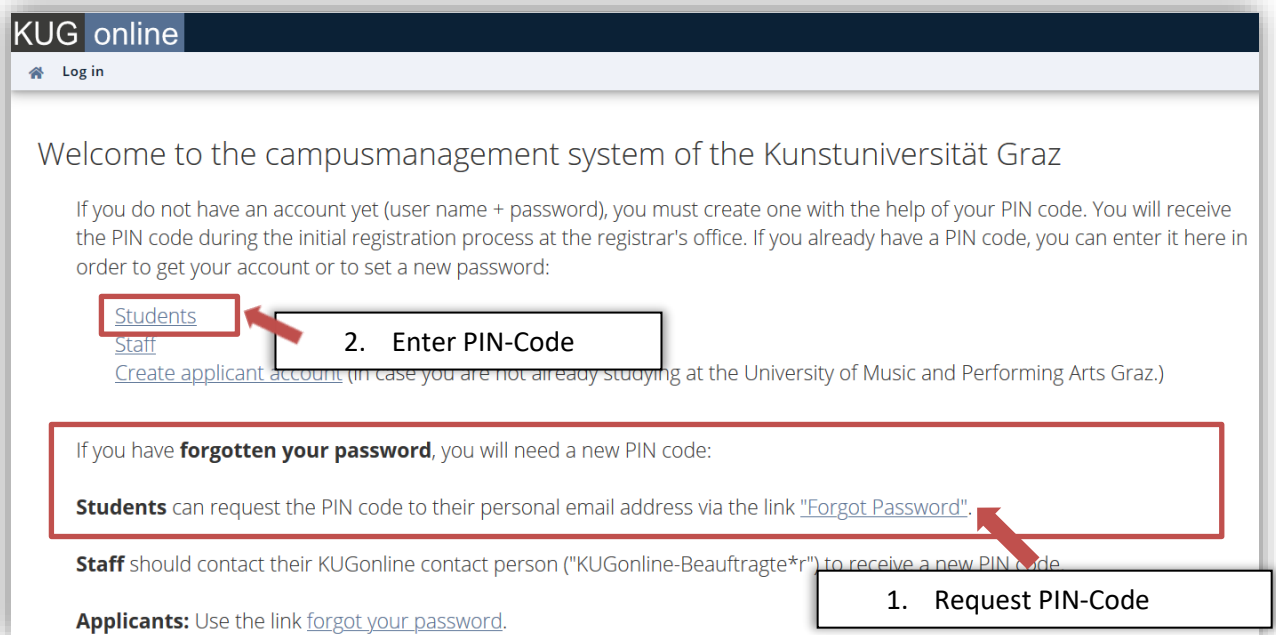
During the initial registration process at the registrar's office, you will receive a four-digit PIN code with which you can activate and set up your KUGonline account for the first time. You can apply this PIN code on the KUGonline start page to activate your account.



Forgotten your password:

If you already have a KUGonline account but have forgotten your password, your KUGonline account is locked or the PIN code has expired, you can **request a (new) PIN code via the KUGonline start page** and the corresponding link, which will then be sent to a private "confirmed e-mail address". On the KUGonline start page you will also find the link to redeem the PIN code and reactivate the account.

Attention: In order for this PIN code self-service to work, it is important that you disclose and confirm a private email address through KUGonline. Please log in to KUGonline and announce such a "confirmed e-mail address" or check whether it already exists and is still current. See the instructions for "PIN code self-service - registration".

The image is a screenshot of the KUGonline website's login page. At the top left, it says "KUG online" with a "Log in" button. Below this is a welcome message: "Welcome to the campusmanagement system of the Kunstuniversität Graz". A paragraph explains that users without an account need a PIN code, while those with one can use it to log in or reset their password. There are three main sections for user types: "Students", "Staff", and "Create applicant account". The "Students" link is highlighted with a red box and an arrow pointing to a callout box that says "2. Enter PIN-Code". The "Staff" link is also highlighted with a red box. The "Create applicant account" link is highlighted with a red box and an arrow pointing to a callout box that says "1. Request PIN-Code". Below these links, there is a section for users who have forgotten their password, with a red box around the text: "If you have forgotten your password, you will need a new PIN code: Students can request the PIN code to their personal email address via the link 'Forgot Password'." The "Forgot Password" link is highlighted with a red box and an arrow pointing to the "1. Request PIN-Code" callout box. The "Staff" section says they should contact their KUGonline contact person. The "Applicants" section says to use the link "forgot.your.password".

KUG online

Log in

Welcome to the campusmanagement system of the Kunstuniversität Graz

If you do not have an account yet (user name + password), you must create one with the help of your PIN code. You will receive the PIN code during the initial registration process at the registrar's office. If you already have a PIN code, you can enter it here in order to get your account or to set a new password:

[Students](#) **2. Enter PIN-Code**

[Staff](#)

[Create applicant account](#) (in case you are not already studying at the University of Music and Performing Arts Graz.)

If you have **forgotten your password**, you will need a new PIN code:

Students can request the PIN code to their personal email address via the link "[Forgot Password](#)". **1. Request PIN-Code**

Staff should contact their KUGonline contact person ("KUGonline-Beauftragte*r") to receive a new PIN code.

Applicants: Use the link [forgot.your.password](#).